

SIR AHMED TIS

ICT COURSES

BOOK NOW

**GRADE
4**

**GRADE
5**

**GRADE
6**

BOOK QUICKLY IN GROUPS OR PRIVATELY

YOUR SUBSCRIPTION GUARANTEES YOU EXCELLENCE IN YOUR STUDIES AND
YOU CAN COMPETE FOR THE ICT CHAMPIONS LEAGUE TITLE - SEASON 1 - 2024
FOR INQUIRIES, CONTACT US ON WHATSAPP NUMBER 01004767201

SIR. AHMED HAMDY

موجه مادة تكنولوجيا المعلومات والاتصالات ICT

أجهزة مقعدك الآن

يكورسات اونلاين

عبر تطبيق زووم

للمازس العربى والبنات



للصفوف
6 - 5 - 4

للمجز والاستعلام برجاء التواصل
على الواتس أب 01004767201



SIR.AHMED75

BOOK NOW FOR SECOND TERM
TO GRADE 4,5 AND 6



ICT
CHAMPIONS LEAGUE

THE UNKNOWN WORLD

THE COMPETITION HAS BEGIN, TO PARTICIPATE
CONTACT US VIA WHATS APP: 01004767201



جميع حقوق الملكية الفكرية للمهام الابدائية

خاصة بموقع [SIRAHMED75](#) ©

يُحذر التعديل على الملف او نشره بطريقة مختلفة

عن الوضع الاساسي للملف.

الملف من تصميم وإعداد:

الأستاذ أحمد حمد هاشم

موجه ومدرّب مادة تكنولوجيا المعلومات والاتصالات

بوزارة التربية والتعليم

#SA75





ICT performance tasks for Primary stage, grade 4

المهام الأدائية لمادة تكنولوجيا المعلومات والاتصالات

ICT

للمصف الرابع الابتدائي – فصل دراسي ثاني

للعام الدراسي 2023-2024

❖ تعليمات عامة:

- ✓ يستغرق العمل على المهمة حصتين دراسيتين متتاليتين.
- ✓ يوزع المعلم أوراق المهمة على الطلاب ويوضح لهم المقصود منها.
- ✓ يشرف المعلم على مراحل تنفيذ المهام خلال الحصص المخصصة لذلك.
- ✓ يجيب الطلاب عن المطلوب من المهمة في نفس الورقة.
- ✓ لا مانع من استخدام الطالب للكتاب المدرسي إذا أراد ذلك.
- ✓ يتم تصحيح المهمة من 35 درجة كما يوضح الجدول التالي:

المرحلة	التخطيط	جدية العمل	المنتج النهائي	الدرجة النهائية
الدرجة	5 درجات	5 درجات	25 درجة	35 درجة



Performance tasks of information and communication technology G4T2

STUDENTNAME:

Task implementation date:

Task implementation time: A period (2 lessons)

Performance task (1)

Ethics and responsibilities of dealing with the Internet

Task Description

- Dear student... Design a brochure explaining the ethics and responsibilities of dealing with the Internet.

Rights

.....

.....

.....

.....

.....

.....

.....

Responsibilities

.....

.....

.....

.....

.....

.....

.....



Performance tasks of information and communication technology G4T2

STUDENTNAME:

Task implementation date:

Task implementation time: A period (2 lessons)

Performance task (2)

"Classification of online communication tools "

Task Description

- Dear Student.... Classify the following communication tools into synchronous and asynchronous, explaining which tool you prefer to use with an explanation.



E-mail



Chat Rooms



Vedio Chat



Instant Massages



Performance tasks of information and communication technology G4T2

STUDENTNAME:

Task implementation date:

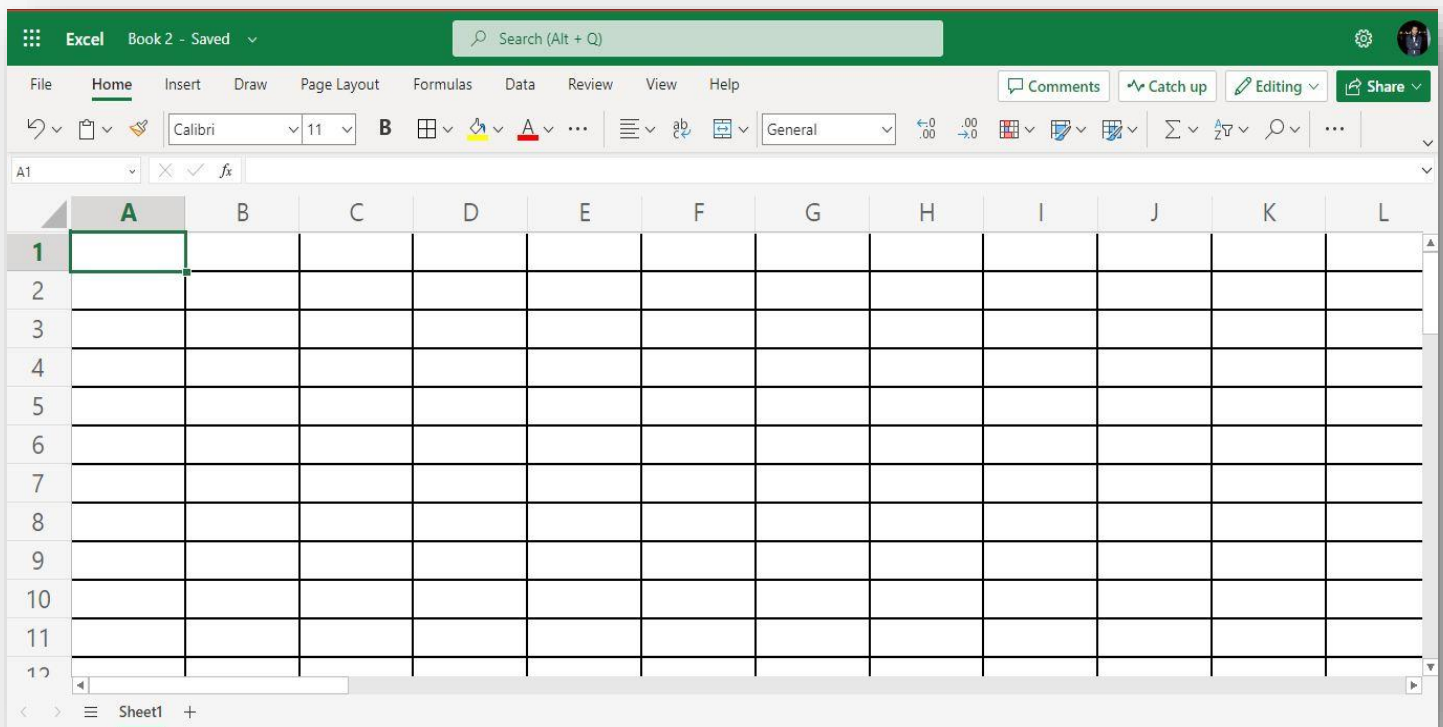
Task implementation time: A period (2 lessons)

Performance task (3)

"Design a model for implementation on the spreadsheet program EXCEL"

Task Description

- Dear Student.... Your teacher asked you to create a table on Excel that includes the following data:
- Three names of your friends in class.
- Their favorite academic subjects.
- Their favorite hobbies.
- You can use the following form for Excel to write in it:





Performance tasks of information and communication technology G4T2

STUDENTNAME:

Task implementation date:

Task implementation time: A period (2 lessons)

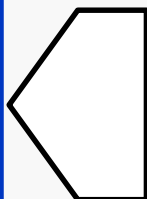
Performance task (4)

" Classification of reliable and unreliable sources "

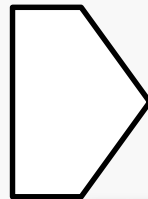
Task Description

- Dear Student... In front of you is a group of "reliable and unreliable" websites. Place a mark (✓) in front of the trusted sites logo, and a mark (x) in front of the unreliable sites. Above each picture is the link dedicated to entering the website.

Facebook.com

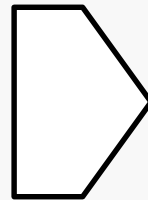
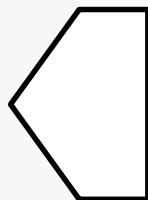


mcit.gov.eg/ar



Ekp.eg

Twitter.com





Performance tasks of information and communication technology G4T2

STUDENTNAME:

Task implementation date:

Task implementation time: A period (2 lessons)

Performance task (5)

"poster Design"

Task Description

- Dear student... The state is carrying out many important projects, including hayaah karima.
- Draw a billboard that includes some phrases or drawings, to encourage your colleagues to participate in the initiative.
- Taking into account: margins - font and size - colors - image size (if you want to draw an image inside the painting).



ICT performance tasks for Primary stage, grade 5

المهام الأدائية لمادة تكنولوجيا المعلومات والاتصالات

ICT

للسف الخامس الابتدائي – فصل دراسي ثاني

للعام الدراسي 2023-2024

❖ تعليمات عامة:

- ✓ يستغرق العمل على المهمة حصتين دراسيتين متتاليتين.
- ✓ يوزع المعلم أوراق المهمة على الطلاب ويوضح لهم المقصود منها.
- ✓ يشرف المعلم على مراحل تنفيذ المهام خلال الحصص المخصصة لذلك.
- ✓ يجيب الطلاب عن المطلوب من المهمة في نفس الورقة.
- ✓ لا مانع من استخدام الطالب للكتاب المدرسي إذا أراد ذلك.
- ✓ يتم تصحيح المهمة من 35 درجة كما يوضح الجدول التالي:

المرحلة	التخطيط	جدية العمل	المنتج النهائي	الدرجة النهائية
الدرجة	5 درجات	5 درجات	25 درجة	35 درجة



Performance tasks of information and communication technology G5T2

STUDENTNAME:

Task implementation date:

Task implementation time: A period (2 lessons)

Performance task (1)

Digital citizenship and social responsibility

Task Description

Dear student... Put a mark (✓) in front of the rights that you must have as a digital citizen.

Privacy.

Anti-piracy protection.

Respect sources.

Ability to use the internet when we need it.

Show positive behavior in dealing with others.



Performance tasks of information and communication technology G5T2

STUDENTNAME:

Task implementation date:

Task implementation time: A period (2 lessons)

Performance task (2)

"Information websites"

Task Description

- Dear student... You and your colleagues are doing a research project on the projects carried out by the country. Select research sources online.

- **RESEARCH SOURCES THAT I CAN USE ONLINE.**

-

-

-



Performance tasks of information and communication technology G5T2

STUDENTNAME:

Task implementation date:

Task implementation time: A period (2 lessons)

Performance task (3)

Commercial and non-commercial online services

Task Description

- Dear Student... Read the comments and instructions for one of the products displayed on the Amazon Egypt application and put a mark (✓) in front of the comment or rating that seems most reliable, then explain why you chose it.

Username: [jbd_123](#)



Comment: I WOULD GIVE ZERO STARS IF I COULD! JUST AWFUL!

Username: [Reem_Salah](#)



Comment: Overall, I like this product. I like how easy it is to use. The plastic seems a little cheap, but the product works well overall. I recommend it.



Performance tasks of information and communication technology G5T2

STUDENTNAME:

Task implementation date:

Task implementation time: A period (2 lessons)

Performance task (4)

Responsibilities to have as a digital citizen.

Task Description

- Dear student... Put a mark (✓) in front of the responsibilities that you must commitment to as a digital citizen.

Anti-piracy protection.

Respect various sources.

Ensure safe sharing online.

Show positive behavior in dealing with others.

Privacy.



Performance tasks of information and communication technology G5T2

STUDENTNAME:

Task implementation date:

Task implementation time: A period (2 lessons)

Performance task (5)

" Present information in an attractive way "

Task Description

- Dear student... Select a digital tool to present information in an attractive way with your colleagues, and explain why you chose it.

• A DIGITAL TOOL TO PRESENT INFORMATION IN AN ATTRACTIVE WAY WITH MY COLLEAGUES:

• PROGRAM:

• THE REASON:

•

•



ICT performance tasks for Primary stage, grade 6

المهام الأدائية لمادة تكنولوجيا المعلومات والاتصالات

ICT

للسف السادس الابتدائي – فصل دراسي ثاني

للعام الدراسي 2023-2024

❖ تعليمات عامة:

- ✓ يستغرق العمل على المهمة حصتين دراسيتين متتاليتين.
- ✓ يوزع المعلم أوراق المهمة على الطلاب ويوضح لهم المقصود منها.
- ✓ يشرف المعلم على مراحل تنفيذ المهام خلال الحصص المخصصة لذلك.
- ✓ يجيب الطلاب عن المطلوب من المهمة في نفس الورقة.
- ✓ لا مانع من استخدام الطالب للكتاب المدرسي إذا أراد ذلك.
- ✓ يتم تصحيح المهمة من 35 درجة كما يوضح الجدول التالي:

المرحلة	التخطيط	جدية العمل	المنتج النهائي	الدرجة النهائية
الدرجة	5 درجات	5 درجات	25 درجة	35 درجة



Performance tasks of information and communication technology G6T2

STUDENTNAME:

Task implementation date:

Task implementation time: A period (2 lessons)

Performance task (1)

"Free software versus non-free software"

Task Description

Dear student... Determine which of the following software is free and which is not.





Performance tasks of information and communication technology G6T2

STUDENTNAME:

Task implementation date:

Task implementation time: A period (2 lessons)

Performance task (2)

"Computing Communication Tools"

Task Description

- Dear student... Google Meet is one of the most popular computer-mediated communication platforms that we use. Connect column (A) with the appropriate column (B):

column (A)		column (B)	
1	Option "New Meeting".	A	After the video conference ends,
2	Field "Enter Code or Link".	B	used to create a meeting.
3	Check internet connection.	C	used to join a meeting.
4	Send an email with the meeting summary.	D	before communicating via video conference.



Performance tasks of information and communication technology G6T2

STUDENTNAME:

Task implementation date:

Task implementation time: A period (2 lessons)

Performance task (3)

"Creating a Database"

Task Description

Dear student... You can create a database using Excel software; arrange the following steps to fill the columns in Excel.

	A	B
1	ID Number	Class Name
2	111-11-11	Class 1
3	111-11-12	Class 2

A	Move to the next column.	
B	Write "ID number" in cell A1 and "Chapter Name" in cell B1.	
C	Write the chapter name in the correct column.	
D	Write the ID number in the correct column.	



Performance tasks of information and communication technology G6T2

STUDENTNAME:

Task implementation date:




Task implementation time: A period (2 lessons)

Performance task (4)

"Programming and digital problems and how to solve them"

Task Description

Dear student... You have previously studied some digital problems related to computers, and you have some problems. Choose the appropriate solution for each problem in front of you.

Corrupted file won't open	Laptop not charging	Accidentally deleted a file
		

- **Proposed solutions for the aforementioned problems "Choose the appropriate solution for each problem and write it in the appropriate place in the table above":**
- Check for dust or water in the port.
- Click on the link and follow the steps to reset the password.
- Access the recycle bin where deleted files are temporarily stored and recover the file.
- Try opening the file using a different program.
- Make sure you are not using a different file name.



Performance tasks of information and communication technology G6T2

STUDENTNAME:

Task implementation date:

Task implementation time: A period (2 lessons)

Performance task (5)

"Creating Presentations"

Task Description

Dear student... Inserting a flowchart into a presentation is crucial for designing a standout presentation. In this regard, follow the steps below to create a flowchart in PowerPoint:

A	Select "List" and then choose a flowchart.	
B	Choose the "Insert" tab.	
C	Click on "OK".	
D	Click on "Text" to add information.	
E	Press SmartArt.	

SIR AHMED TIS

ICT COURSES

BOOK NOW

**GRADE
4**

**GRADE
5**

**GRADE
6**

BOOK QUICKLY IN GROUPS OR PRIVATELY

YOUR SUBSCRIPTION GUARANTEES YOU EXCELLENCE IN YOUR STUDIES AND
YOU CAN COMPETE FOR THE ICT CHAMPIONS LEAGUE TITLE - SEASON 1 - 2024
FOR INQUIRIES, CONTACT US ON WHATSAPP NUMBER 01004767201

SIR. AHMED HAMDY

موجه مادة تكنولوجيا المعلومات والاتصالات ICT

أجهزة مقعدك الآن

يكورسات اونلاين

عبر تطبيق زووم

للمدارس العربية والبنات



للصفوف
6 - 5 - 4

للمجز والاستعلام برجاء التواصل
على الواتس أب 01004767201



SIR.AHMED75

BOOK NOW FOR SECOND TERM
TO GRADE 4,5 AND 6



ICT
CHAMPIONS LEAGUE

THE UNKNOWN WORLD

THE COMPETITION HAS BEGIN, TO PARTICIPATE
CONTACT US VIA WHATS APP: 01004767201



جميع حقوق الملكية الفكرية للمهام الابدائية

خاصة بموقع [SIRAHMED75](#) ©

يُحذر التعديل على الملف او نشره بطريقة مختلفة

عن الوضع الاساسي للملف.

الملف من تصميم وإعداد:

الأستاذ أحمد حمدى هاشم

موجه ومدرّب مادة تكنولوجيا المعلومات والاتصالات

بوزارة التربية والتعليم

#SA75





ICT performance tasks for Primary stage, grade 4

المهام الأدائية لمادة تكنولوجيا المعلومات والاتصالات

ICT

للسف الرابع الابتدائي – فصل دراسي ثاني

للعام الدراسي 2023-2024

❖ تعليمات عامة:

- ✓ يستغرق العمل على المهمة حصتين دراسيتين متتاليتين.
- ✓ يوزع المعلم أوراق المهمة على الطلاب ويوضح لهم المقصود منها.
- ✓ يشرف المعلم على مراحل تنفيذ المهام خلال الحصص المخصصة لذلك.
- ✓ يجيب الطلاب عن المطلوب من المهمة في نفس الورقة.
- ✓ لا مانع من استخدام الطالب للكتاب المدرسي إذا أراد ذلك.
- ✓ يتم تصحيح المهمة من 35 درجة كما يوضح الجدول التالي:

المرحلة	التخطيط	جدية العمل	المنتج النهائي	الدرجة النهائية
الدرجة	5 درجات	5 درجات	25 درجة	35 درجة



Performance tasks of information and communication technology G4T2

STUDENTNAME:

Task implementation date:

Task implementation time: A period (2 lessons)

Performance task (1)

Ethics and responsibilities of dealing with the Internet

Task Description

- Dear student... Design a brochure explaining the ethics and responsibilities of dealing with the Internet.

Rights

- No one should copy or share your digital fingerprint without your consent.
- Interact with others online.
- Use the Internet when you need to.

Responsibilities

- Do not pirate protect content.
- Show positive behavior in your dealings with others.
- Rate what you watch or share.



Performance tasks of information and communication technology G4T2

STUDENTNAME:

Task implementation date:

Task implementation time: A period (2 lessons)

Performance task (2)

"Classification of online communication tools "

Task Description

- Dear Student.... Classify the following communication tools into synchronous and asynchronous, explaining which tool you prefer to use with an explanation.



E-mail
asynchronous

To message people I don't know



Chat Rooms
synchronous

To contact groups



Video Chat
synchronous

To conduct audio and video



Instant Messages
synchronous

To send texts, photos and videos



Performance tasks of information and communication technology G4T2

STUDENTNAME:

Task implementation date:

Task implementation time: A period (2 lessons)

Performance task (3)

" Design a model for implementation on the spreadsheet program EXCEL"

Task Description

- Dear Student.... Your teacher asked you to create a table on Excel that includes the following data:
- Three names of your friends in class.
- Their favorite academic subjects.
- Their favorite hobbies.
- You can use the following form for Excel to write in it:

The screenshot shows an Excel spreadsheet with the following data:

	A	B	C	D	E	F	G	H	I
1									
2									
3		Name	Favorite subject	Hobby					
4		Farida	ICT	football					
5		Janna	English language - Science	handball					
6		Yusef	Maths - Arabic language	basketball					
7									
8									
9									
10									
11									



Performance tasks of information and communication technology G4T2

STUDENTNAME:

Task implementation date:

Task implementation time: A period (2 lessons)


Performance task (4)

" Classification of reliable and unreliable sources "

Task Description

- Dear Student... In front of you is a group of "reliable and unreliable" websites. Place a mark (✓) in front of the trusted sites logo, and a mark (x) in front of the unreliable sites. Above each picture is the link dedicated to entering the website.


Facebook.com



mcit.gov.eg/ar



Ekp.eg



Twitter.com





Performance tasks of information and communication technology G4T2

STUDENTNAME:

Task implementation date:

Task implementation time: A period (2 lessons)

Performance task (5)

"poster Design"

Task Description

- Dear student... The state is carrying out many important projects, including hayaah karima.
- Draw a billboard that includes some phrases or drawings, to encourage your colleagues to participate in the initiative.
- Taking into account: margins - font and size - colors - image size (if you want to draw an image inside the painting).





ICT performance tasks for Primary stage, grade 5

المهام الأدائية لمادة تكنولوجيا المعلومات والاتصالات

ICT

للسف الخامس الابتدائي – فصل دراسي ثاني

للعام الدراسي 2023-2024

❖ تعليمات عامة:

- ✓ يستغرق العمل على المهمة حصتين دراسيتين متتاليتين.
- ✓ يوزع المعلم أوراق المهمة على الطلاب ويوضح لهم المقصود منها.
- ✓ يشرف المعلم على مراحل تنفيذ المهام خلال الحصص المخصصة لذلك.
- ✓ يجيب الطلاب عن المطلوب من المهمة في نفس الورقة.
- ✓ لا مانع من استخدام الطالب للكتاب المدرسي إذا أراد ذلك.
- ✓ يتم تصحيح المهمة من 35 درجة كما يوضح الجدول التالي:

المرحلة	التخطيط	جدية العمل	المنتج النهائي	الدرجة النهائية
الدرجة	5 درجات	5 درجات	25 درجة	35 درجة



Performance tasks of information and communication technology G5T2

STUDENTNAME:

Task implementation date:

Task implementation time: A period (2 lessons)

Performance task (1)

Digital citizenship and social responsibility

Task Description


Dear student... Put a mark (✓) in front of the rights that you must have as a digital citizen.



Privacy.




Anti-piracy protection.



Respect sources.



Ability to use the internet when we need it.



Show positive behavior in dealing with others.



Performance tasks of information and communication technology G5T2

STUDENTNAME:

Task implementation date:

Task implementation time: A period (2 lessons)

Performance task (2)

"Information websites"

Task Description

- Dear student... You and your colleagues are doing a research project on the projects carried out by the country. Select research sources online.

- **RESEARCH SOURCES THAT I CAN USE ONLINE.**

- **DIGITAL LIBRARIES SUCH AS THE EGYPTIAN KNOWLEDGE BANK.**
- **SPECIALIZED SEARCH ENGINES SUCH AS GOOGLE AND BING.**
- **ONLINE ELECTRONIC MUSEUMS.**



Performance tasks of information and communication technology G5T2

STUDENTNAME:

Task implementation date:

Task implementation time: A period (2 lessons)


Performance task (3)

Commercial and non-commercial online services

Task Description

- Dear Student... Read the comments and instructions for one of the products displayed on the Amazon Egypt application and put a mark (✓) in front of the comment or rating that seems most reliable, then explain why you chose it.

Username: jbd_123



Comment: I WOULD GIVE ZERO STARS IF I COULD! JUST AWFUL!

Username: Reem_Salah



Comment: Overall, I like this product. I like how easy it is to use. The plastic seems a little cheap, but the product works well overall. I recommend it.

THE SECOND COMMENT, BECAUSE THE FIRST COMMENT EXAGGERATES THE NEGATIVE AND EXAGGERATED COMMENTS ARE MISLEADING MOST OF THE TIME.



Performance tasks of information and communication technology G5T2

STUDENTNAME:

Task implementation date:

Task implementation time: A period (2 lessons)

Performance task (4)

Responsibilities to have as a digital citizen.

Task Description

- Dear student... Put a mark (✓) in front of the responsibilities that you must commitment to as a digital citizen.

Anti-piracy protection.

Respect various sources.

Ensure safe sharing online.

Show positive behavior in dealing with others.

Privacy.



Performance tasks of information and communication technology G5T2

STUDENTNAME:

Task implementation date:

Task implementation time: A period (2 lessons)

Performance task (5)

" Present information in an attractive way "

Task Description

- Dear student... Select a digital tool to present information in an attractive way with your colleagues, and explain why you chose it.

• A DIGITAL TOOL TO PRESENT INFORMATION IN AN ATTRACTIVE WAY WITH MY COLLEAGUES:

- **PROGRAM: WORD PROCESSOR (WORD)**

- THE REASON:

- YOU CAN USE IT TO DISPLAY IMPORTANT INFORMATION IN AN ATTRACTIVE WAY.

- YOU CAN INSERT WORDART TO INCREASE THE IMPACT OF TEXT.

- **PROGRAM: PRESENTATIONS (POWERPOINT)**

- THE REASON:

- IT PROVIDES US WITH DIFFERENT BACKGROUND COLORS, AND ENABLES US TO INSERT DIFFERENT SHAPES, MY OWN DRAWINGS, OR PHOTOGRAPHS.

- WE CAN ADD AUDIO CONTENT, VIDEO CLIPS, GRAPHS, AND CHARTS.

- **PROGRAM: (MOVIE MAKER)**

- THE REASON:

- WE CAN USE IT TO CREATE A MOVIE FROM A SET OF STILL IMAGES.

It is enough to mention only one program



ICT performance tasks for Primary stage, grade 6

المهام الأدائية لمادة تكنولوجيا المعلومات والاتصالات

ICT

للسف السادس الابتدائي – فصل دراسي ثاني

للعام الدراسي 2023-2024

❖ تعليمات عامة:

- ✓ يستغرق العمل على المهمة حصتين دراسيتين متتاليتين.
- ✓ يوزع المعلم أوراق المهمة على الطلاب ويوضح لهم المقصود منها.
- ✓ يشرف المعلم على مراحل تنفيذ المهام خلال الحصص المخصصة لذلك.
- ✓ يجيب الطلاب عن المطلوب من المهمة في نفس الورقة.
- ✓ لا مانع من استخدام الطالب للكتاب المدرسي إذا أراد ذلك.
- ✓ يتم تصحيح المهمة من 35 درجة كما يوضح الجدول التالي:

المرحلة	التخطيط	جدية العمل	المنتج النهائي	الدرجة النهائية
الدرجة	5 درجات	5 درجات	25 درجة	35 درجة



Performance tasks of information and communication technology G6T2

STUDENTNAME:

Task implementation date:

Task implementation time: A period (2 lessons)

Performance task (1)

"Free software versus non-free software"

Task Description

Dear student... Determine which of the following software is free and which is not.



FREE



NOT FREE



NOT FREE



FREE



Performance tasks of information and communication technology G6T2

STUDENTNAME:

Task implementation date:

Task implementation time: A period (2 lessons)

Performance task (2)

"Computing Communication Tools"

Task Description

- Dear student... Google Meet is one of the most popular computer-mediated communication platforms that we use. Connect column (A) with the appropriate column (B):

column (A)		column (B)		
1	Option "New Meeting".	B	A	After the video conference ends,
2	Field "Enter Code or Link".	C	B	used to create a meeting.
3	Check internet connection.	D	C	used to join a meeting.
4	Send an email with the meeting summary.	A	D	before communicating via video conference.



Performance tasks of information and communication technology G6T2

STUDENTNAME:

Task implementation date:

Task implementation time: A period (2 lessons)

Performance task (3)

"Creating a Database"

Task Description

Dear student... You can create a database using Excel software; arrange the following steps to fill the columns in Excel.

	A	B
1	ID Number	Class Name
2	111-11-11	Class 1
3	111-11-12	Class 2

A	Move to the next column.	3
B	Write "ID number" in cell A1 and "Chapter Name" in cell B1.	1
C	Write the chapter name in the correct column.	4
D	Write the ID number in the correct column.	2



Performance tasks of information and communication technology G6T2

STUDENTNAME:

Task implementation date:




Task implementation time: A period (2 lessons)

Performance task (4)

"Programming and digital problems and how to solve them"

Task Description

Dear student... You have previously studied some digital problems related to computers, and you have some problems. Choose the appropriate solution for each problem in front of you.

Corrupted file won't open	Laptop not charging	Accidentally deleted a file
		
✓ Try opening the file using a different program.	✓ Check for dust or water in the port.	✓ Access the recycle bin where deleted files are temporarily stored and recover the file.

- **Proposed solutions for the aforementioned problems "Choose the appropriate solution for each problem and write it in the appropriate place in the table above":**
- Check for dust or water in the port.
- Click on the link and follow the steps to reset the password.
- Access the recycle bin where deleted files are temporarily stored and recover the file.
- Try opening the file using a different program.
- Make sure you are not using a different file name.



Performance tasks of information and communication technology G6T2

STUDENTNAME:

Task implementation date:

Task implementation time: A period (2 lessons)

Performance task (5)

"Creating Presentations"

Task Description

Dear student... Inserting a flowchart into a presentation is crucial for designing a standout presentation. In this regard, follow the steps below to create a flowchart in PowerPoint:

A	Select "List" and then choose a flowchart.	3
B	Choose the "Insert" tab.	1
C	Click on "OK".	4
D	Click on "Text" to add information.	5
E	Press SmartArt.	2